




District Health Assessment for Multiple District 403 through December 2024

District Name	Status/ Number of Months in Status *	Clubs						Membership								Member Strength		Cancellation		Reports			Finance	Leadership			
		Active Clubs	Clubs in Status Quo	Total Clubs	% Status Quo Clubs in Financial Suspension	New Clubs	Cancelled Clubs	YTD Net Club Gain/Loss	Current Members In Active Clubs	Current Members In Status Quo Clubs	Current Total Members Count	YTD Add	YTD Drop	YTD NetGrowth (includes Active and Status Quo)	YTD NetGrowth% (includes Active and Status Quo)	Member Count 12 Months Ago	Average Member Count Per Club	% of Clubs with less than 20 members	Average Cancelled Club Age	Members Lost Due to Cancelled Clubs	% of Clubs Reporting Service	% No MMR in 3 Months	% No Officer Report in 12 months	% of Clubs with balance 90+ days	Number of Zone Chairs Recorded	Number of Region Chairs Recorded	District Officers Vacancies **
403 A1		83	1	84	100%	6	0	6	1834	10	1844	225	145	80	4.54%	1,657	22	43%	0	0	88%	38%	0%	12%	15	4	
403 A2		115	0	115	0%	0	7	-7	2422	0	2422	120	336	-216	-8.19%	2,573	21	50%	3	114	75%	44%	0%	8%	17	5	
403 A3		74	1	75	0%	4	0	4	1866	23	1889	152	140	12	0.64%	1,863	25	27%	0	0	99%	41%	3%	9%	17	8	
403 A4		67	3	70	0%	2	0	2	1678	49	1727	112	120	-8	-0.46%	1,584	25	33%	0	0	96%	34%	3%	11%	11	3	
403 B1		75	6	81	67%	1	10	-9	1318	90	1408	62	307	-245	-14.82%	1,474	18	59%	8	179	75%	42%	7%	40%	19	8	
		414	11	425	45%	13	17	-4	9118	172	9290	671	1048	-377	-3.90%	9,151	22	43%	6	293	85%	40%	2%	16%	79	28	




District Health Assessment for Multiple District 404 through December 2024

		Clubs							Membership							Member Strength		Cancellation		Reports			Finance	Leadership			
District Name	Status/ Number of Months in Status *	Active Clubs	Clubs in Status Quo	Total Clubs	% Status Quo Clubs in Financial Suspension	New Clubs	Cancelled Clubs	YTD Net Club Gain/Loss	Current Members In Active Clubs	Current Members In Status Quo Clubs	Current Total Members Count	YTD Add	YTD Drop	YTD NetGrowth (includes Active and Status Quo)	YTD NetGrowth% (includes Active and Status Quo)	Member Count 12 Months Ago	Average Member Count Per Club	% of Clubs with less than 20 members	Average Cancelled Club Age	Members Lost Due to Cancelled Clubs	% of Clubs Reporting Service	% No MMR in 3 Months	% No Officer Report in 12 months	% of Clubs with balance 90+ days	Number of Zone Chairs Recorded	Number of Region Chairs Recorded	District Officers Vacancies **
404 A2	T(5)	66	1	67	100%	1	11	-10	1646	7	1653	153	354	-201	-10.84%	1,654	25	36%	6	142	87%	34%	1%	58%	24	11	
404 A3		54	0	54	0%	0	0	0	1246	0	1246	118	126	-8	-0.64%	1,173	23	46%	0	0	87%	24%	2%	37%	16	8	
404 A4		69	0	69	0%	1	2	-1	1351	0	1351	100	164	-64	-4.52%	1,318	20	48%	4	24	99%	35%	6%	45%	23	11	
404 B2		93	0	93	0%	6	0	6	2136	0	2136	385	204	181	9.26%	1,927	23	45%	0	0	71%	29%	5%	43%	25	11	
404 B3		68	0	68	0%	3	1	2	1623	0	1623	250	158	92	6.01%	1,516	24	32%	2	23	97%	28%	6%	44%	20	10	
404 B4		62	0	62	0%	2	0	2	1509	0	1509	283	213	70	4.86%	1,467	24	40%	0	0	74%	29%	2%	23%	22	10	
		412	1	413	100%	13	14	-1	9511	7	9518	1289	1219	70	0.74%	9,055	23	41%	6	189	85%	30%	4%	42%	130	61	




District Health Assessment for Multiple District 410 through December 2024

 Status/ District Name of Months in Status *		Clubs							Membership							Member Strength		Cancellation		Reports			Finance	Leadership			
		Active Clubs	Clubs in Status Quo	Total Clubs	% Status Quo Clubs in Financial Suspension	New Clubs	Cancelled Clubs	YTD Net Club Gain/ Loss	Current Members In Active Clubs	Current Members In Status Quo Clubs	Current Total Members Count	YTD Add	YTD Drop	YTD NetGrowth (includes Active and Status Quo)	YTD NetGrowth% (includes Active and Status Quo)	Member Count 12 Months Ago	Average Member Count Per Club	% of Clubs with less than 20 members	Average Cancelled Club Age	Members Lost Due to Cancelled Clubs	% of Clubs Reporting Service	% No MMR in 3 Months	% No Officer Report in 12 months	% of Clubs with balance 90+ days	Number of Zone Chairs Recorded	Number of Region Chairs Recorded	District Officers Vacancies **
410 E	T(24)	59	0	59	0%	0	2	-2	833	0	833	70	62	8	0.97%	899	14	80%	14	1	86%	53%	2%	3%	11	5	
410 W	T(24)	55	0	55	0%	0	1	-1	839	0	839	70	91	-21	-2.44%	873	15	78%	26	11	93%	36%	0%	9%	18	8	
		114	0	114	0%	0	3	-3	1672	0	1672	140	153	-13	-0.77%	1,772	15	79%	18	12	89%	45%	1%	6%	29	13	




District Health Assessment for Multiple District 411 through December 2024

		Clubs							Membership							Member Strength		Cancellation		Reports			Finance	Leadership			
District Name	Status/ Number of Months in Status *	Active Clubs	Clubs in Status Quo	Total Clubs	% Status Quo Clubs in Financial Suspension	New Clubs	Cancelled Clubs	YTD Net Club Gain/Loss	Current Members In Active Clubs	Current Members In Status Quo Clubs	Current Total Members Count	YTD Add	YTD Drop	YTD NetGrowth (includes Active and Status Quo)	YTD NetGrowth% (includes Active and Status Quo)	Member Count 12 Months Ago	Average Member Count Per Club	% of Clubs with less than 20 members	Average Cancelled Club Age	Members Lost Due to Cancelled Clubs	% of Clubs Reporting Service	% No MMR in 3 Months	% No Officer Report in 12 months	% of Clubs with balance 90+ days	Number of Zone Chairs Recorded	Number of Region Chairs Recorded	District Officers Vacancies **
411 A		61	0	61	0%	5	6	-1	1643	0	1643	258	286	-28	-1.68%	1,633	27	33%	19	174	84%	31%	0%	16%	13	0	
411 B		54	0	54	0%	2	2	0	2060	0	2060	339	239	100	5.10%	1,917	38	28%	10	47	93%	22%	0%	13%	16	4	
411 C	P	18	0	18	0%	0	4	-4	467	0	467	42	86	-44	-8.61%	578	26	22%	22	49	100%	17%	0%	0%	6	0	
		133	0	133	0%	7	12	-5	4170	0	4170	639	611	28	0.68%	4,128	31	29%	18	270	89%	26%	0%	13%	35	4	




District Health Assessment for Multiple District 412 through December 2024

		Clubs							Membership							Member Strength		Cancellation		Reports			Finance	Leadership			
District Name	Status/ Number of Months in Status *	Active Clubs	Clubs in Status Quo	Total Clubs	% Status Quo Clubs in Financial Suspension	New Clubs	Cancelled Clubs	YTD Net Club Gain/Loss	Current Members In Active Clubs	Current Members In Status Quo Clubs	Current Total Members Count	YTD Add	YTD Drop	YTD NetGrowth (includes Active and Status Quo)	YTD NetGrowth% (includes Active and Status Quo)	Member Count 12 Months Ago	Average Member Count Per Club	% of Clubs with less than 20 members	Average Cancelled Club Age	Members Lost Due to Cancelled Clubs	% of Clubs Reporting Service	% No MMR in 3 Months	% No Officer Report in 12 months	% of Clubs with balance 90+ days	Number of Zone Chairs Recorded	Number of Region Chairs Recorded	District Officers Vacancies **
412 A	T(21)	53	1	54	100%	1	3	-2	892	6	898	92	164	-72	-7.42%	1,002	17	52%	24	51	52%	54%	17%	19%	12	3	
412 B	T(24)	25	1	26	100%	0	0	0	551	23	574	46	20	26	4.74%	507	22	46%	0	0	31%	54%	12%	19%	0	0	GLT
		78	2	80	100%	1	3	-2	1443	29	1472	138	184	-46	-3.03%	1,509	19	50%	24	51	45%	54%	15%	19%	12	3	




District Health Assessment for District 352 through December 2024

		Clubs							Membership							Member Strength		Cancellation		Reports			Finance	Leadership			
District Name	Status/ Number of Months in Status *	Active Clubs	Clubs in Status Quo	Total Clubs	% Status Quo in Financial Suspension	New Clubs	Cancelled Clubs	YTD Net Club Gain/Loss	Current Members In Active Clubs	Current Members In Status Quo Clubs	Current Total Members Count	YTD Add	YTD Drop	YTD NetGrowth (includes Active and Status Quo)	YTD NetGrowth% (includes Active and Status Quo)	Member Count 12 Months Ago	Average Member Count Per Club	% of Clubs with less than 20 members	Average Cancelled Club Age	Members Lost Due to Cancelled Clubs	% of Clubs Reporting Service	% No MMR in 3 Months	% No Officer Report in 12 months	% of Clubs with balance 90+ days	Number of Zone Chairs Recorded	Number of Region Chairs Recorded	District Officers Vacancies **
352	T(24)	52	2	54	100%	4	4	0	985	4	989	159	183	-24	-2.37%	1,057	19	56%	9	53	33%	17%	2%	11%	16	3	
		52	2	54	100%	4	4	0	985	4	989	159	183	-24	-2.37%	1,057	19	56%	9	53	33%	17%	2%	11%	16	3	



District Health Assessment for District 409 through December 2024

		Clubs							Membership							Member Strength		Cancellation		Reports			Finance	Leadership			
District Name	Status/ Number of Months in Status *	Active Clubs	Clubs in Status Quo	Total Clubs	% Status Quo in Financial Suspension	New Clubs	Cancelled Clubs	YTD Net Club Gain/Loss	Current Members In Active Clubs	Current Members In Status Quo Clubs	Current Total Members Count	YTD Add	YTD Drop	YTD NetGrowth (includes Active and Status Quo)	YTD NetGrowth% (includes Active and Status Quo)	Member Count 12 Months Ago	Average Member Count Per Club	% of Clubs with less than 20 members	Average Cancelled Club Age	Members Lost Due to Cancelled Clubs	% of Clubs Reporting Service	% No MMR in 3 Months	% No Officer Report in 12 months	% of Clubs with balance 90+ days	Number of Zone Chairs Recorded	Number of Region Chairs Recorded	District Officers Vacancies **
409	T(24)	29	0	29	0%	0	0	0	583	0	583	29	28	1	0.17%	588	20	55%	0	0	24%	66%	14%	21%	6	1	
		29	0	29	0%	0	0	0	583	0	583	29	28	1	0.17%	588	20	55%	0	0	24%	66%	14%	21%	6	1	




District Health Assessment for District 413 through December 2024

Status/ District Name of Months in Status *		Clubs							Membership							Member Strength		Cancellation		Reports			Finance	Leadership			
		Active Clubs	Clubs in Status Quo	Total Clubs	% Status Quo Clubs in Financial Suspension	New Clubs	Cancelled Clubs	YTD Net Club Gain/ Loss	Current Members In Active Clubs	Current Members In Status Quo Clubs	Current Total Members Count	YTD Add	YTD Drop	YTD NetGrowth (includes Active and Status Quo)	YTD NetGrowth% (includes Active and Status Quo)	Member Count 12 Months Ago	Average Member Count Per Club	% of Clubs with less than 20 members	Average Cancelled Club Age	Members Lost Due to Cancelled Clubs	% of Clubs Reporting Service	% No MMR in 3 Months	% No Officer Report in 12 months	% of Clubs with balance 90+ days	Number of Zone Chairs Recorded	Number of Region Chairs Recorded	District Officers Vacancies **
413		48	1	49	100%	1	0	1	1367	15	1382	165	128	37	2.75%	1,377	28	33%	0	0	43%	33%	2%	39%	12	5	
		48	1	49	100%	1	0	1	1367	15	1382	165	128	37	2.75%	1,377	29	33%	0	0	43%	33%	2%	39%	12	5	




District Health Assessment for District 414 through December 2024

		Clubs							Membership							Member Strength		Cancellation		Reports			Finance	Leadership			
District Name	Status/ Number of Months in Status *	Active Clubs	Clubs in Status Quo	Total Clubs	% Status Quo in Financial Suspension	New Clubs	Cancelled Clubs	YTD Net Club Gain/ Loss	Current Members In Active Clubs	Current Members In Status Quo Clubs	Current Total Members Count	YTD Add	YTD Drop	YTD NetGrowth (includes Active and Status Quo)	YTD NetGrowth% (includes Active and Status Quo)	Member Count 12 Months Ago	Average Member Count Per Club	% of Clubs with less than 20 members	Average Cancelled Club Age	Members Lost Due to Cancelled Clubs	% of Clubs Reporting Service	% No MMR in 3 Months	% No Officer Report in 12 months	% of Clubs with balance 90+ days	Number of Zone Chairs Recorded	Number of Region Chairs Recorded	District Officers Vacancies **
414	P	41	1	42	100%	0	5	-5	856	26	882	115	338	-223	-20.18%	998	21	57%	14	64	48%	45%	5%	24%	7	3	
		41	1	42	100%	0	5	-5	856	26	882	115	338	-223	-20.18%	998	22	57%	14	64	48%	45%	5%	24%	7	3	




District Health Assessment for District 415 through December 2024

		Clubs							Membership							Member Strength		Cancellation		Reports			Finance	Leadership			
District Name	Status/ Number of Months in Status *	Active Clubs	Clubs in Status Quo	Total Clubs	% Status Quo in Financial Suspension	New Clubs	Cancelled Clubs	YTD Net Club Gain/Loss	Current Members In Active Clubs	Current Members In Status Quo Clubs	Current Total Members Count	YTD Add	YTD Drop	YTD NetGrowth (includes Active and Status Quo)	YTD NetGrowth% (includes Active and Status Quo)	Member Count 12 Months Ago	Average Member Count Per Club	% of Clubs with less than 20 members	Average Cancelled Club Age	Members Lost Due to Cancelled Clubs	% of Clubs Reporting Service	% No MMR in 3 Months	% No Officer Report in 12 months	% of Clubs with balance 90+ days	Number of Zone Chairs Recorded	Number of Region Chairs Recorded	District Officers Vacancies **
415	P	27	0	27	0%	0	0	0	411	0	411	26	79	-53	-11.42%	408	15	70%	0	0	33%	52%	15%	15%	7	1	
		27	0	27	0%	0	0	0	411	0	411	26	79	-53	-11.42%	408	15	70%	0	0	33%	52%	15%	15%	7	1	



District Health Assessment for District 416 through December 2024

 Status/ District Name of Months in Status *		Clubs							Membership							Member Strength		Cancellation		Reports			Finance	Leadership			
		Active Clubs	Clubs in Status Quo	Total Clubs	% Status Quo Clubs in Financial Suspension	New Clubs	Cancelled Clubs	YTD Net Club Gain/ Loss	Current Members In Active Clubs	Current Members In Status Quo Clubs	Current Total Members Count	YTD Add	YTD Drop	YTD NetGrowth (includes Active and Status Quo)	YTD NetGrowth% (includes Active and Status Quo)	Member Count 12 Months Ago	Average Member Count Per Club	% of Clubs with less than 20 members	Average Cancelled Club Age	Members Lost Due to Cancelled Clubs	% of Clubs Reporting Service	% No MMR in 3 Months	% No Officer Report in 12 months	% of Clubs with balance 90+ days	Number of Zone Chairs Recorded	Number of Region Chairs Recorded	District Officers Vacancies **
416		60	0	60	0%	2	2	0	1561	0	1561	525	448	77	5.19%	1,366	26	37%	6	46	22%	33%	10%	12%	20	7	
		60	0	60	0%	2	2	0	1561	0	1561	525	448	77	5.19%	1,366	26	37%	6	46	22%	33%	10%	12%	20	7	




District Health Assessment for District 417 through December 2024

Status/ District Name Number of Months in Status *		Clubs							Membership							Member Strength		Cancellation		Reports			Finance	Leadership			
		Active Clubs	Clubs in Status Quo	Total Clubs	% Status Quo Clubs in Financial Suspension	New Clubs	Cancelled Clubs	YTD Net Club Gain/ Loss	Current Members In Active Clubs	Current Members In Status Quo Clubs	Current Total Members Count	YTD Add	YTD Drop	YTD NetGrowth (includes Active and Status Quo)	YTD NetGrowth% (includes Active and Status Quo)	Member Count 12 Months Ago	Average Member Count Per Club	% of Clubs with less than 20 members	Average Cancelled Club Age	Members Lost Due to Cancelled Clubs	% of Clubs Reporting Service	% No MMR in 3 Months	% No Officer Report in 12 months	% of Clubs with balance 90+ days	Number of Zone Chairs Recorded	Number of Region Chairs Recorded	District Officers Vacancies **
417		77	2	79	100%	1	0	1	1622	21	1643	155	170	-15	-0.90%	1,615	21	48%	0	0	92%	35%	0%	11%	14	5	
		77	2	79	100%	1	0	1	1622	21	1643	155	170	-15	-0.90%	1,615	21	48%	0	0	92%	35%	0%	11%	14	5	



District Health Assessment for District 418 through December 2024

		Clubs							Membership							Member Strength		Cancellation		Reports			Finance	Leadership			
District Name	Status/ Number of Months in Status *	Active Clubs	Clubs in Status Quo	Total Clubs	% Status Quo in Financial Suspension	New Clubs	Cancelled Clubs	YTD Net Club Gain/ Loss	Current Members In Active Clubs	Current Members In Status Quo Clubs	Current Total Members Count	YTD Add	YTD Drop	YTD NetGrowth (includes Active and Status Quo)	YTD NetGrowth% (includes Active and Status Quo)	Member Count 12 Months Ago	Average Member Count Per Club	% of Clubs with less than 20 members	Average Cancelled Club Age	Members Lost Due to Cancelled Clubs	% of Clubs Reporting Service	% No MMR in 3 Months	% No Officer Report in 12 months	% of Clubs with balance 90+ days	Number of Zone Chairs Recorded	Number of Region Chairs Recorded	District Officers Vacancies **
418	P	48	0	48	0%	1	0	1	1216	0	1216	76	151	-75	-5.81%	1,188	25	44%	0	0	100%	29%	0%	10%	13	2	
		48	0	48	0%	1	0	1	1216	0	1216	76	151	-75	-5.81%	1,188	25	44%	0	0	100%	29%	0%	10%	13	2	



District Health Assessment for Ident 5947 - SOMALIA - UND through December 2024

Status/ District Name of Months in Status *		Clubs							Membership							Member Strength		Cancellation		Reports			Finance	Leadership			
		Active Clubs	Clubs in Status Quo	Total Clubs	% Status Quo in Financial Suspension	New Clubs	Cancelled Clubs	YTD Net Club Gain/ Loss	Current Members In Active Clubs	Current Members In Status Quo Clubs	Current Total Members Count	YTD Add	YTD Drop	YTD NetGrowth (includes Active and Status Quo)	YTD NetGrowth% (includes Active and Status Quo)	Member Count 12 Months Ago	Average Member Count Per Club	% of Clubs with less than 20 members	Average Cancelled Club Age	Members Lost Due to Cancelled Clubs	% of Clubs Reporting Service	% No MMR in 3 Months	% No Officer Report in 12 months	% of Clubs with balance 90+ days	Number of Zone Chairs Recorded	Number of Region Chairs Recorded	District Officers Vacancies **
Ident 5947 - SOMALIA		3	0	3	0%	0	0	0	54	0	54	1	0	1	1.89%	53	18	67%	0	0	0%	100%	33%	0%	0	0	
		3	0	3	0%	0	0	0	54	0	54	1	0	1	1.89%	53	18	67%	0	0	0%	100%	33%	0%	0	0	

* - District Status: P - Provisional, T - Transitional.
** - District Officers Vacancies: DG - District Governor, 1st VDG - First Vice District Governor, 2nd VDG - Second Vice District Governor.